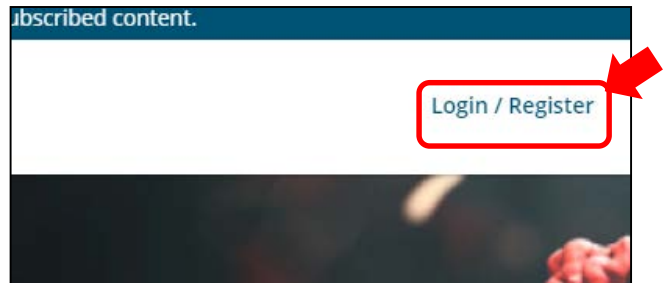


Wiley Online Library

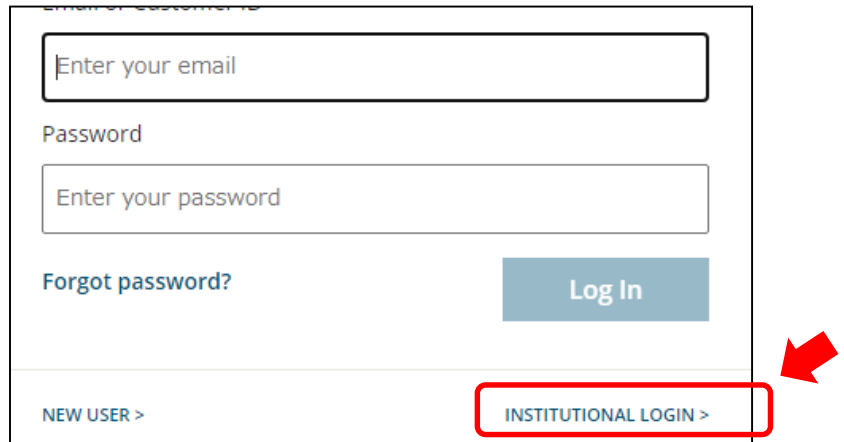
1. Wiley Online Libraryにアクセス

<http://onlinelibrary.wiley.com/>

2. 右上の「Login / Register」



3. 右下の「INSTITUTIONAL LOGIN」

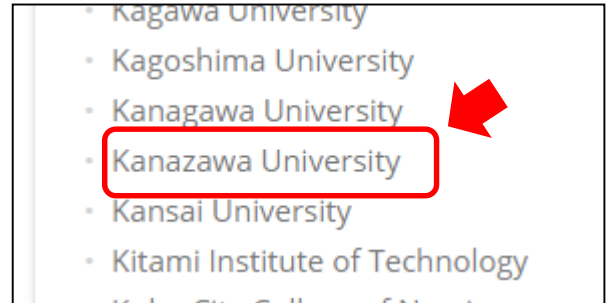
A screenshot of the Wiley Online Library login page. It features a form with two input fields: "Enter your email" and "Enter your password". Below the password field is a "Forgot password?" link and a blue "Log In" button. At the bottom of the form, there are two links: "NEW USER >" and "INSTITUTIONAL LOGIN >". The "INSTITUTIONAL LOGIN >" link is enclosed in a red rectangular box, and a red arrow points to it from the right side of the image.

4. “Federation”で Academic Access Management Federation in Japan (GakuNin) を選択。

A screenshot of the Shibboleth login page. The title is "Log in with Shibboleth". Below the title is a "Federation" dropdown menu. The selected option is "Academic Access Management Federation in Japan (GakuNin)", which is enclosed in a red rectangular box. A red arrow points to this box from the right side of the image. Below the dropdown menu is a "Select your institution" section with a list of institutions: "Akita International University", "Akita University", and "Aoyama Gakuin University".

Wiley Online Library

5. “Select you institution”で Kanazawa university を選択



6. KU-SSO認証画面で認証

7. “サービスを利用するための必須情報”は「次回ログイン時に再度チェックします。」で同意

同意方法の選択:

次回ログイン時に再度チェックします。

- 今回だけ情報を送信することに同意します。

このサービスに送信する情報が変わった場合は、再度チェックします。